


|   |                |           |              |
|---|----------------|-----------|--------------|
|  | SPECIFICATION  | Model No. | CRT-603-7005 |
|   |                | Date      | 2023/12/29   |
|   | Product Manual | Ver.      | 1.0.0.0      |
|   |                | Page      | 9/15         |

## CRT-603-7005 Card scanning module specification




**CREATOR (CHINA) TECH CO., LTD**

**ADD:8/F, Block T3, Hualian City Business Center, No.1001 Nanshan Road, Nanshan District,  
Shenzhen,Guangdong,China.**

**TEL: +86-755-26710992**

**FAX: +86-755-26710105**

**[Http://www.china-creator.com](http://www.china-creator.com)**


|   |                |           |              |
|---|----------------|-----------|--------------|
|  | SPECIFICATION  | Model No. | CRT-603-7005 |
|   |                | Date      | 2023/12/29   |
|   | Product Manual | Ver.      | 1.0.0.0      |
|   |                | Page      | 2/10         |

## Introduction

This product designed background is based on Chinese resident ID card information acquisition, which contains the front and back image scanning function of ID card, and also reads the chip data of the second generation ID card. With the increasing demand for identity checking, this product is widely used in public security, finance, insurance, telecommunications, hotels and other places that require identity acquisition.


The main features of this equipment are as follows:

- Double-sided scanning of 2<sup>nd</sup> generation ID cards and aliens permanent residence identity card images
- Synchronously read all the information of 2<sup>nd</sup> generation ID cards and foreigners' permanent residence identity cards when scanning.
- Store color ID card images
- As a single computer directly connected to the desktop.
- Being embedding terminal devices as internal modules
- Force to eject the card by pressing the key.
- Support for the application software development through SDK
- Compatible with scanning of bank cards and other size cards (The card thickness is 0.5mm~1.2mm)

|   |                |           |              |
|---|----------------|-----------|--------------|
|  | SPECIFICATION  | Model No. | CRT-603-7005 |
|   |                | Date      | 2023/12/29   |
|   | Product Manual | Ver.      | 1.0.0.0      |
|   |                | Page      | 3/10         |

## 2. Product specification

|                 |                             |  |
|-----------------|-----------------------------|--|
| System platform | Windows                     | Support Win7 or above system 64/32 bit   |
|                 | Linux                       | Driver provided  |
|                 | Android                     | Driver provided  |
| Scan            | Sensor type                 | CIS (Contact image sensor)   |
|                 | Scan type                   | Front, back, double-sided scanning   |
|                 | Scan resolution             | 300dpi   |
|                 | Light source                | R, G, B  |
|                 | Image type                  | Color  |
|                 | Scanning width              | 54mm   |
|                 | Scanning length             | 86mm   |
|                 | Card thickness              | 0.5~1.2mm  |
|                 | Scanning speed              | Image scanning speed <85mm/s<br>ID card reading + image scanning time <3s            |
|                 | Auto cut off                | Support  |
|                 | Automatic rotation          | Support  |
| Eject card      | Eject card mode             | Hold the card, directly eject  |
|                 | Eject card type             | Eject card when power off, forced ejecting card.                                     |
| Others          | ID card information reading | 2 <sup>nd</sup> generation ID card, permanent residence identity card for foreigners |
|                 | Hong Kong and Macao pass    | support  |
|                 | Short card detecting        | Support (automatically eject)  |
|                 | Mandatory of card returning | Support  |
|                 | Indicator light             | Power indicator lamp<br>Status indicator lamp  |
|                 | Communication interface     | USB 2.0  |
|                 | Application program (Demo)  | Support Windows 7/Windows 8/Windows 10   |
|                 | SDK                         | Support  |
|                 | Dimensions                  | 140mm×85mm×45mm  |
|                 | Power supply                | DC12V±10% 2A   |
|                 | Work temperature            | -5~45℃   |
|                 | Storage temperature         | -20~60℃  |
|                 | Humidity                    | 5%~95%(no condense)  |


|   |                |           |              |
|---|----------------|-----------|--------------|
|  | SPECIFICATION  | Model No. | CRT-603-7005 |
|   |                | Date      | 2023/12/29   |
|   | Product Manual | Ver.      | 1.0.0.0      |
|   |                | Page      | 4/10         |

### 3. CRT-603-7005 product outline

#### 3.1 Overall prototype drawing



#### 3.2: Front view of card reader


|   |                |           |              |
|---|----------------|-----------|--------------|
|  | SPECIFICATION  | Model No. | CRT-603-7005 |
|   |                | Date      | 2023/12/29   |
|   | Product Manual | Ver.      | 1.0.0.0      |
|   |                | Page      | 5/10         |



### 3.3 Rear view of card reader





### 3.4 Internal view of card reader


|   |                |           |              |
|---|----------------|-----------|--------------|
|  | SPECIFICATION  | Model No. | CRT-603-7005 |
|   |                | Date      | 2023/12/29   |
|   | Product Manual | Ver.      | 1.0.0.0      |
|   |                | Page      | 6/10         |




#### 4. Product diagram




|   |                |           |              |
|---|----------------|-----------|--------------|
|  | SPECIFICATION  | Model No. | CRT-603-7005 |
|   |                | Date      | 2023/12/29   |
|   | Product Manual | Ver.      | 1.0.0.0      |
|   |                | Page      | 7/10         |



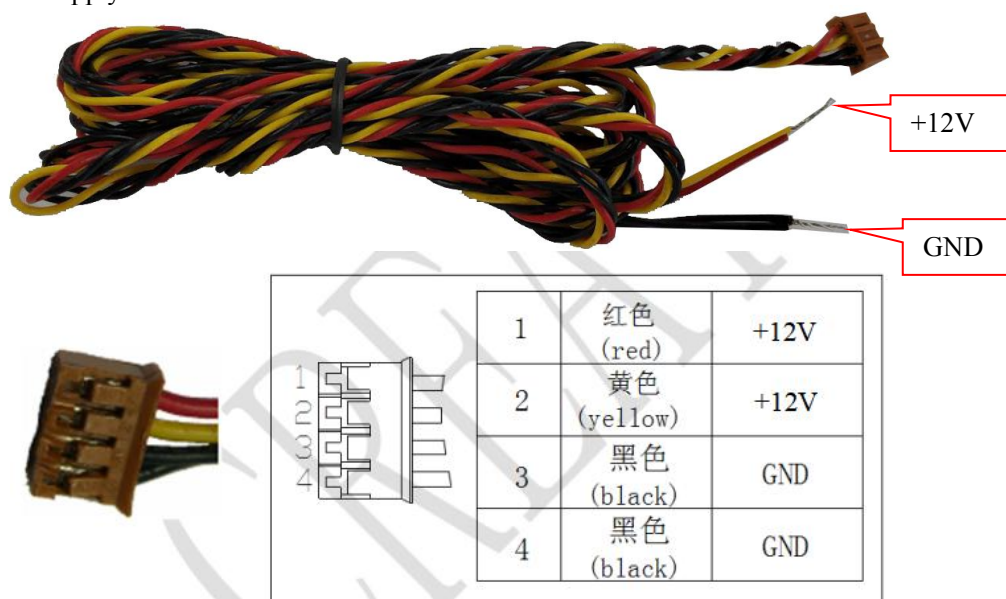


|   |                |           |              |
|---|----------------|-----------|--------------|
|  | SPECIFICATION  | Model No. | CRT-603-7005 |
|   |                | Date      | 2023/12/29   |
|   | Product Manual | Ver.      | 1.0.0.0      |
|   |                | Page      | 8/10         |




## 5. Schematic diagram of accessories


### 5.1 Power supply cable



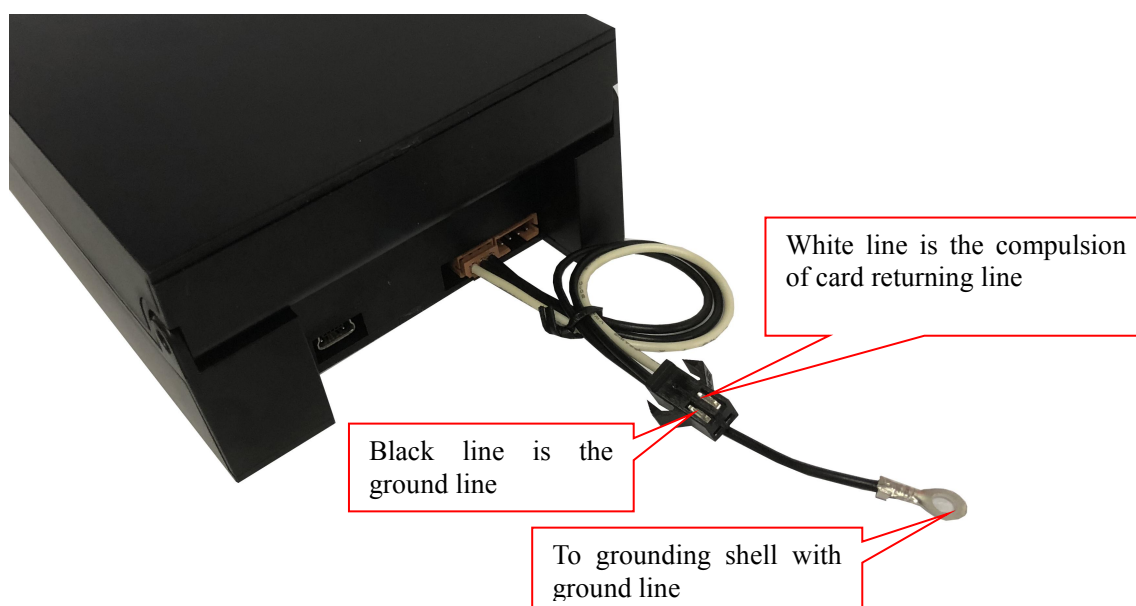


|   |                |           |              |
|---|----------------|-----------|--------------|
|  | SPECIFICATION  | Model No. | CRT-603-7005 |
|   |                | Date      | 2023/12/29   |
|   | Product Manual | Ver.      | 1.0.0.0      |
|   |                | Page      | 9/10         |


## 5.2 USB communication cable




## 5.3 Compulsion of card returning line + ground line



## 5.4 Backup power supply for ejecting card when power off ( achieve ejecting card when power off)



|   |                |           |              |
|---|----------------|-----------|--------------|
|  | SPECIFICATION  | Model No. | CRT-603-7005 |
|   |                | Date      | 2023/12/29   |
|   | Product Manual | Ver.      | 1.0.0.0      |
|   |                | Page      | 10/10        |

6. CRT-603-7005 product dimensions

